



MAXIMUM RETAIL PRICES (INCLUSIVE OF GST)

EFFECTIVE: JUNE 15th, 2022

www.ebco.in

QUALITY PRODUCTS, THE PROTECTION OF OUR ENVIRONMENT
 AND NURTURING OUR PEOPLE HAVE ALWAYS BEEN OUR PRIORITIES.
 NOW IT'S OFFICIAL!



ISO 9001: 2015
 Quality Management System



ISO 14001: 2015
 Environmental Management System



ISO 45001:2018
 Occupational Health and
 Safety Management System



BIFMA E3-2014
 Furniture Sustainability Standard
 for Business and Institutional Furniture

In our quest for quality, we constantly improve designs, features and specifications of our products. We therefore reserve the right to alter or change the design specifications without prior notification. The color of the products in this MRP may not match the actual color due to printing limitations.




INDEX

Sr. No.	Product Segment	Page No.
1.	Office Furniture Fittings	1 - 11

Finishes Ready Reckoner

Powder Coated - Code	White Texture - WT	Matt Nickel - MN	Glossy White - GW	Stainless Steel - Code	Frozen Glass - FG
Black - BL	White Mat - WM	Titanium - TN	Glossy SS - GS	Electropolished - EP	Wood Finish - WD
Ivory - IV	Stone Grey - ST		Glossy Black - GB	Satin Stainless Steel - SS	Antique - AQ
Silver - SL	Black Texture - BT	Plastic - Code	Opaline - OP	Microdecor - MD	
Brown - BR		White - WH	Mocha - MC	Polished SS - PS	New Finishes - Code
White Glossy - GW	Plated - Code	Black - BL		Brushed Steel / SSS - BS	Ebco Blue - EB
Champagne Gold - CG	Nickel Plated - NP	Ivory - IV	Anodized - Code	Raw Stainless Steel - RS	Ferro - FR
Grey - GR	Chrome Plated - CP	Grey - GR	Silver - AS		Red - RD
Silver Grey - SG	Zinc Plated White - ZW	Beige - BE	Champagne - AC	Other Finishes - Code	Yellow - YL
Metallic Silver - MS	Zinc Plated Black - ZB	Silver - SL	Black - AB	Clear Finish - CL	Orange - OR
Teakwood - TW	Zinc Plated Yellow - ZY	Brown - BR	Special Finish - SF	Satin Metal Black - SB	Pink - PK
Wine Red - WR	Nickel Plated Satin - NS	Metallic Grey - MG	Brown - AN	Dull White - DW	Aqua Blue - AU
Ebco White - WH	Bronze - BP	Frosty White - FW	Metallic Blue - MB	Glossy Chrome - GC	Transparent Gold - TG
Ebco Window White - WW	Galvanized - GL	Dark Grey - DG	Brushed Al. - BA	Steel Aluminium - SA	Matt Nickel - MN
Anthracite - AT	Brushed Nickel - NB	Light Grey - LG		Wenge - WE	Champagne - CH

OFFICE FURNITURE FITTINGS

	ITEM	ITEM CODE	SIZE	FINISH	PCS. / Set	SPU	MRP
SMART LIFTS PRO							
	Smart Lift PRO2 (3 stage, Anti-Collision, 3 height memory setting)	SLTLP2-E	Height : 640-1290mm Width: 1075-1800 mm Depth : 600mm Stroke : 650mm Speed: 40mm/s Capacity : static-200Kg / Dynamic 120Kg Feet: 700mm	WH/AT	Set		50252
SMART LIFTS ELECTRIC BASIC							
	Smart Lift Electric Basic 2 (2 stage, Single Motor)	SLTLB2-E	Height: 690mm to 1140mm Width: 1050 to 1630mm Stroke: 450 mm, Speed: 28mm/s Capacity/ Dynamic:70kg Static : 85kg	AT	Set		28198
SMART LIFTS ELECTRIC							
	Smart Lift Electric-2 (2 stage, Anti-Collision, 3 height memory setting)	SLTL2-E	Height: 690-1150mm Width: 1075-1800mm Depth : 600mm Stroke : 460mm Speed: 32mm/s Capacity : static - 200Kg / Dynamic 120Kg Feet: 700mm	WH/AT	Set	1	45040
SMART LIFTS GAS LIFTS							
	Smart Lift Table Legs 1200 - Gas Lift (without Table Top)	SLTL2-120G	Height : 682mm to 1053mm Width : 1100mm , depth - 600 mm Stroke : 380mm Speed :200mm/s Capacity : Dynamic 15kg Static :100 kg Feet: 600mm	SL	Set	1	25516
	Smart Lift Table Top (For SLTL2-120G)	SLTT-120	1200 x 680 x 18 mm		Set	1	6934
	Smart Lift Table Legs 1500 - Gas Lift (without Table Top)	SLTL2-150G	H : 680 - 1060mm W : 1296mm D : 575mm	SL	Set	1	26864
	Smart Lift Table Legs 1200-1600 - Gas Lift (without Table Top)	SLTL2-120-160G	Height : 725mm to 1140mm Width : 1030 - 1250 mm , depth - 575 mm Stroke : 380mm Speed :200mm/s Capacity : Dynamic 15kg Static :100 kg Feet : 650mm	SL	Set	1	28208
	Smart Lift Drawing Table - Gas Lift (With Table Top)	SLDT-120G	Table Top : 1200*680*18mm Height : 753 mm to 1164 mm Stroke: 411 mm Speed : 200 mm/s Capacity : Dynamic 15kg Static: 100kg Table Top Tilt Range 0° - 45° (8 steps)	WH	Set	1	35812
	Smart Lift Single Leg - Gas Lift (with Table Top) - Centre Pole	SLSL2-GTT-CP	Height: 764mm to 1150mm Width: 618 mm, Depth - 545mm Stroke: 390mm Speed :200mm/s Capacity : Dynamic 8kg Static:50kg Table Top : 800 mm x 600mm x 25 mm Type of wood finish: MDF	SL	Set	1	22432

OFFICE FURNITURE FITTINGS

	ITEM	ITEM CODE	SIZE	FINISH	PCS. / Set	SPU	MRP
	Smart Lift Single Leg - Gas Lift (with Round Table Top) - Centre Pole	SLSL2-GTT-CP2	Height : 690 -1065 Stroke: 380mm Speed: 200mm/s. Capacity: Dynamic - 15 kg, Static - 100 kg Dimension: Table Top - Ø 600 x 18 mm Frame Size - Ø 500 x (H) 685-1065	WH	Set	1	11668
	Smart Lift Single Leg Gas Lift Center Pole 3 (With Table Top)	SLSL2-GTT-CP3	Height:748 to 1142 mm(with caster) Stroke: 394 mm Capacity : Dynamic 5 kg Static: 50 kg Top Size: 690 x 480 x 18mm	WH	Set	1	13204
	Smart Lift Single Leg Gas Lift Center Pole Tilt (With Table Top)	SLSL2-GTT-CPT	Table top tilt : 0 degree - 90 degree (Any angle stop) Height: 753 to 1139 mm(with caster) Stroke : 386 mm Capacity : Dynamic 4-6 kg Static: 50 kg Top Size: 700 x 500 x 25mm	BL	Set		18086
TABLE TOPS FOR SMART LIFTS							
	Table Top for Smart Lift (Pro 2 & Electric 2)-18mm	SLTT1-75120FW	750 x 1200 x 18 mm	FW	Each		3700
		SLTT1-75150FW	750 x 1500 x 18 mm	FW	Each		4720
	Table Top for Smart Lift (Pro 2 & Electric 2) -18mm	SLTT1-75120WN	750 x 1200 x 18 mm	WN	Each		4340
		SLTT1-75150WN	750 x 1500 x 18 mm	WN	Each		6400
	Table Top for Smart Lift Basic	SLTT2-6512WN	650 x 1200 x 18mm	WN	Each		3680
		SLTT2-6514WN	650 x 1400 x 18 mm	WN	Each		5560
MONITOR ARMS							
	Single Screen	CMA-SA	VESA 75 x 75 and VESA 100 x 100 Max Load: 8kg/arm	WT/AT	Each	1	2858
	Single Screen Extension Arm	CMA-EA	VESA 75 x 75 and VESA 100 x 100 Max Load: 8kg/arm	WT/AT	Each	1	3242

OFFICE FURNITURE FITTINGS

	ITEM	ITEM-CODE	SIZE	FINISH	PCS. / Set	SPU	MRP
	CMA Single Arm Edge Mount	CMA-SAEM	VESA 75 x 75 and VESA 100 x 100 Max Load: 6kg/arm	WT/AT	Each	1	3138
	CMA Single Extended Arm Edge Mount	CMA-EAEM	VESA 75 x 75 and VESA 100 x 100 Max Load: 6kg/arm	WT/AT	Each	1	3618
	Double Screen Arm	CMA-DA	VESA 75 x 75 and VESA 100 x 100 Max Load: 8kg/arm	WT/AT	Each	1	4586
	Double Screen Extension Arm	CMA-DEA	VESA 75 x 75 and VESA 100 x 100 Max Load: 8kg/arm	WT/AT	Each	1	5542
	CMA Double Arm Edge Mount	CMADA-EM	VESA 75 x 75 and VESA 100 x 100 Max Load: 6kg/arm	WT/AT	Each	1	4854
	CMA Double Arm Extension Edge Mount	CMADA-EAEM	VESA 75 x 75 and VESA 100 x 100 Max Load: 6kg/arm	WT/AT	Each	1	5802
	CMA Single Arm Wall Mount	CMA-SAWM	VESA 75 x 75 and VESA 100 x 100 Max Load: 6kg/arm Monitor to wall distance 385mm max	WT/AT	Each	1	2280
	CMA Single Extended Arm Wall Mount	CMA-EAWM	VESA 75 x 75 and VESA 100 x 100 Max Load: 6kg/arm Monitor to wall distance 560mm max	WT/AT	Each	1	2790
	CMA-Laptop Plate	CMA-LB	Max Load 8kg	WT/AT	Each	1	666
	Flat Screen Holder - Wall Mount	FSHW1	VESA 75 x 75 and VESA 100 x 100 Monitor to wall distance 90 mm	BL/AT	Each	1	522

OFFICE FURNITURE FITTINGS

	ITEM	ITEM CODE	SIZE	FINISH	PCS. / Set	SPU	MRP
	Flat Screen Holder Single Arm	FSHSA	VESA 75 x 75 and VESA 100 x 100 Load capacity: ≤7kg/arm	BL/AT	Each	1	1142
	Flat Screen Holder Single Arm - Edge Mount	FSHSA-EM	VESA 75 x 75 and VESA 100 x 100 Load capacity: ≤7kg/arm	BL/AT	Each	1	1316
	Flat Screen Holder Double Arm	FSHDA	VESA 75 x 75 and VESA 100 x 100 Load capacity: ≤7kg/arm	BL/AT	Each	1	2090
ARTICULATED KEYBOARD STATIONS							
	Articulated K. B. Station (w/o Mouse Tray)	AKS1	Extension : 300mm Height adjustment : 130mm Negative Tilt : 20°, Positive Tilt : 10°	BL/AT	Each	1	1892
KEYBOARD TRAYS							
	K. B. Tray (350mm) with & w/o Mouse Tray	KBTM35	Length:350 mm, Extension: 200mm	BL	Each	1	1604
		KBT35	Length:350 mm, Extension: 200mm	BL	Each	1	1162
	K. B. Tray - Soft Pad (with & w/o Mouse Tray)	KTSM35	Length:350 mm, Extension: 200mm	BL	Each	1	1804
		KTS35	Length:350 mm, Extension: 200mm	BL	Each	1	1346
	K. B. Tray Full Extension - Soft Pad (w/o Mouse Tray)	KTS25FE	Length:250mm, Extension:260mm	BL	Each	1	1674
	K. B. Tray - Curve (W/o Mouse Tray)	KBTC35	Length:450mm, Extension:315mm	BL	Each	1	1098
	K. B. Tray - JUMBO (with Soft Pad w/o Mouse Tray)	KBTJ1	450 mm	BL	Each	1	1910
	K. B. Tray - Eco (with & w/o mouse tray)	KTE1-35M	350mm	BL	Each	1	1416
		KTE1-35	350mm	BL	Each	1	1020

OFFICE FURNITURE FITTINGS

	ITEM	ITEM CODE	SIZE	FINISH	PCS. / Set	SPU	MRP
	Plastic Keyboard Base (w/o Mouse Tray)	PPK1	550 x 265 x 35 mm	BL	Each		418
	Plastic Keyboard Base without Slides. (with Sliding Mouse Tray)	PPKM2	550 x 265 x 35mm	BL	Each	10	744
C.P.U. STANDS							
	CPU Stand with Twin Wheel Castor	CPUS1	Width adjustment: 130-230 Max Load: 25Kg	BL/AT	Each		840
	CPU Stand - ECO	CPUS-E1	Width adjustment: 100-205 Max Load: 12Kg	BL/AT	Each	1	716
	Side Mounting CPU Stand	CPUSM	Width adjustment: 145-225mm Safe Load: 20Kg	BL/AT	Each	1	556
	Side Mounting CPU Stand-Slim	CPUSM-S	Width adjustment: 45-100 mm Safe Load: 20Kg	BL/AT	Each	1	398
	Telescopic CPU Stand	CPUST1	Height adjustment: 310mm to 530mm Width adjustment: 145 to 225mm Safe Load: 20kgs	BL/AT	Each	4	1116
	Telescopic CPU Stand-SLIM	CPUS-TS	Height adjustment: 310mm to 530mm Width adjustment: 45 to 100mm Safe Load: 20kg	BL/AT	Each	6	882
	CPU Station (with lock)	CPUSL	Height adjustment: 300 to 550mm Width adjustment: 160 to 210mm Safe Load 20kg	BL/AT	Each	1	2860
	CPU Station	CPUSN	Height adjustment: 300 to 550mm Width adjustment: 70 to 250mm Safe Load 20kg	BL/AT	Each	1	2378
	CPU Station Basic	CPUSB	Height adjustment: 300 to 550mm Width adjustment: 70 to 250mm Safe Load 20kg	BL/AT	Each		1736

OFFICE FURNITURE FITTINGS

	ITEM	ITEM CODE	SIZE	FINISH	PCS. / Set	SPU	MRP
SAFE DRAWERS							
	Safe Drawer - Top Mount - Single	SD-TM1	470 x 300 x 60 mm	AT	Each		1896
	Safe Drawer - Top Mount Single - (with Felt Mat)	SDM-TM1	470 x 300 x 60 mm	AT	Each		2096
	Safe Drawer - Top Mount - Double	SD-TMID	470 x 300 x 125 mm	AT	Set		3492
	Safe Drawer - Top Mount Double (with Felt Mat)	SDM-TMID	470 x 300 x 125 mm	AT	Set		3768
	Safe Drawer - Top Mount - Single - (with Combination Lock & Felt Mat)	SDM-TMCL	470 x 300 x 60 mm	AT	Each		2916
	Drawer Partition - Safe Drawer 298 x 165	DP-SD-2916	298 x 165 x 48 mm	AT	Set		1234
SAFE DRAWERS MINI							
	Safe Drawer Mini - Single (with felt mat)	SMD-SM1	360 x 270 x 60mm	AT/WT	Each		1754
	Safe Drawer Mini - Double (with felt mat)	SMD-DM1	360 x 270 x 125mm	AT/WT	Set		3102
	Safe Drawer Mini - Single (with Combination Lock & Felt Mat)	SMD-SMCL	360 x 270 x 60mm	AT/WT	Each		2448
OFFICE FURNITURE ESSENTIALS							
	Work Station Tray	WST14-6	355 x 151mm	BL	Each	1	184
		WST16-6	405 x 151mm	BL	Each	1	204
	Work Station Tray (Round)	WSTR9	Ø 220 mm	WH/AT	Each	1	188
	Table Mat	TM-6035	600x350x2.5mm	BL	Each		1564

OFFICE FURNITURE FITTINGS

	ITEM	ITEM CODE	SIZE	FINISH	PCS. / Set	SPU	MRP
	Laptop Stand	LTS1	400 x 270	AT	Each	1	680
	Foot Rest	FR2	450 X 350mm	BL	Each	5	1600
	Modesty Panel Clamp New	MPC1-2-WT	72 x 115mm	WT	Set	10	266
	Table Partition Clamp- Slim	TPCS8	4-12 mm	WT/SL/ AT/BL	Each	30	152
		TPCS16	12-20 mm	WT/SL/ AT/BL	Each	30	160
	Table Partition Clamp Slim - Edge Mount	TPCS-8EM	4 to 12mm	SL/WT/ AT	Each		166
		TPCS-16EM	12-20mm	SL/WT/ AT	Each		176
	Table Partition Clamp - Top Mount	TPC2-620	6-20mm	WT / SL	Each	30	178
*(Add Rs. 6/- for the Table Partition Clamp with 95mm bolt and '95' to the item code)							
	Table Partition Clamp - Edge Mount	TPC2-620EM	6-20mm	SL/WT/ AT	Each	25	192

OFFICE FURNITURE FITTINGS

	ITEM	ITEM CODE	SIZE	FINISH	PCS. / Set	SPU	MRP
COMPUTER WALL STATION							
	Computer Wall Station	COMS1	1300mm	AT	Set	1	7144
	Computer Wall Station - Compact	COMS2	800mm	AT	Set	1	5316
ELECTRIC BOXES & CHARGERS							
	Electric Box - Slide Out (with Wireless Charger 15 watt + 2 Universal Power + 2 USB Charger + 1 Cat 6 Socket + 1 HDMI)	EBS-SO2	Dimensions: 350x100x40mm Desktop Cutting Dimension :340x72mm INPUT Voltage : 110V-250V Power : MAX 2300W	SL	Each		11352
	Electric Box - Edge Mount (1 Universal Power + 2 USB 1 HDMI)	EBS-EM2	Dimensions: 162x43x46mm INPUT Voltage : 110V-250V Power : MAX 2300W	BL	Set		5584
	Electric Box - Ceiling Mount (with 1 Universal Power socket + 2 USB Fast Charger sockets +1 HDMI)	EBS-CM1	Dimensions: 162x43x46mm INPUT Voltage : 110V-250V Power : MAX 2300W	BL	Each	1	4436
	Electric Box - Flip Up (with 2 Universal Power Sockets + 2 USB Fast Charger + 1 HDMI)	EBS-FU2	Dimensions: 228x158x50mm Desktop Cutting Dimention : 216x150mm INPUT Voltage : 110V-250V Power : MAX 2300W	SL	Each		6298
	Electric Box with Cable Manager 3 (with 2 USB charger, 1 Universal Power Socket, Cat 6 and HDMI)	EBCM3	182x52x27mm (Cut out :As per Drawing) INPUT Voltage : 110V-250V Power : MAX 2300W	WH/BL	Each		1314
ELECTRIC BOX - SLIM							
	Electric Box Slim 11	EBS11	132 X 132 X 27 mm (Cutting Dimension : 113 X 114.5mm)	WT/AT /BT	Each	1	646
	Electric Box Slim 20	EBS20	220 X 132 X 27 mm (Cutting Dimension : 201 X 114.5mm)	WT/AT /BT	Each	1	966
	Electric Box Slim 25	EBS25	270 X 132 X 27 mm (Cutting Dimension : 251 X 114.5mm)	WT/AT /BT	Each	1	1146
	Electric Box Slim 30	EBS30	320 X 132 X 27 mm (Cutting Dimension : 301 X 114.5mm)	WT/AT /BT	Each	1	1340
	Electric Box Slim 35	EBS35	370 X 132 X 27 mm (Cutting Dimension : 351 X 114.5mm)	WT/AT/BT	Each	1	1522
	Electric Box Slim 40	EBS40	420 x 132 x 27 mm (Cutting Dimension : 401 X 114.5mm)	WT/AT /BT	Each	1	1714
	Electric Box Slim 45	EBS45	470 X 132 X 27 mm (Cutting Dimension : 451 X 114.5mm)	WT/AT /BT	Each	1	1896

OFFICE FURNITURE FITTINGS

	ITEM	ITEM-CODE	SIZE	FINISH	PCS. / Set	SPU	MRP
	Electric Box Slim 2	EBS230	300x120x25mm (Cut Out 290x111mm)	WH	Each		560
	Electric Box Slim 3	EBS330	300x120x25mm (Cut Out 290x111mm)	WH	Each		1218
		EBS345	450x120x25mm (Cut Out 445x111mm)	WH	Each		1620
	Electric Box Broad	EBB30	310 x 150 x 30 mm (Cut out :As per Drawing)	WH	Each		1370
		EBB45	460 x 150 x 30 mm (Cut out :As per Drawing)	WH	Each		1744
		EBB60	610 x 150 x 30 mm (Cut out :As per Drawing)	WH	Each		2206
ELECTRIC BOX - 6 MODULE							
	6 Module w/o Soft Close & Shield	EB-6M	219 x 119 x 51 mm (Cutting Dimension : 205 X 105mm)	AT	Each	2	1190
	6 Module with Soft Close & w/o Shield	EB-6MSC	219 x 119 x 51 mm (Cutting Dimension : 205 X 105mm)	AT	Each	2	1324
	6 Module w/o Soft Close & with Shield	EB-6MS	219 x 119 x 103 mm (Cutting Dimension : 205 X 105mm)	AT	Each	1	1374
	6 Module with Soft Close & Shield	EB-6MSCS	219 x 119 x 103 mm (Cutting Dimension : 205 X 105mm)	AT	Each	1	1512
ELECTRIC BOX - 8 MODULE							
	8 Module w/o Soft Close & Shield	EB-8M	268 x 119 x 51 mm (Cutting Dimension : 254 X 105mm)	AT	Each	2	1348
	8 Module with Soft Close & w/o Shield	EB-8MSC	268 x 119 x 51 mm (Cutting Dimension : 254 X 105mm)	AT	Each	2	1486
	8 Module w/o Soft Close & with Shield	EB-8MS	268 x 119 x 103 mm (Cutting Dimension : 254 X 105mm)	AT	Each	1	1558
	8 Module with Soft Close & Shield	EB-8MSCS	268 x 119 x 103 mm (Cutting Dimension : 254 X 105mm)	AT	Each	1	1698

OFFICE FURNITURE FITTINGS

	ITEM	ITEM-CODE	SIZE	FINISH	PCS. / Set	SPU	MRP
ELECTRIC BOX - 10 MODULE							
	10 Module w/o Soft Close & Shield	EB-10M	316 x 119 x 51 mm (Cutting Dimension : 302 X 105mm)	AT	Each	2	1506
	10 Module with Soft Close & w/o Shield	EB-10MSC	316 x 119 x 51 mm (Cutting Dimension : 302 X 105mm)	AT	Each	2	1644
	10 Module w/o Soft Close & with Shield	EB-10MS	316 x 119 x 103 mm (Cutting Dimension : 302 X 105mm)	AT	Each	1	1750
	10 Module with Soft Close & Shield	EB-10MSCS	316 x 119 x 103 mm (Cutting Dimension : 302 X 105mm)	AT	Each	1	1890
ELECTRIC BOX - 12 MODULE							
	12 Module w/o Soft Close & Shield	EB-12M	364 x 119 x 51 mm (Cutting Dimension : 350 X 105mm)	AT	Each	2	1668
	12 Module with Soft Close & w/o Shield	EB-12MSC	364 x 119 x 51 mm (Cutting Dimension : 350 X 105mm)	AT	Each	2	1800
	12 Module w/o Soft Close & with Shield	EB-12MS	364 x 119 x 103 mm (Cutting Dimension : 350 X 105mm)	AT	Each	1	1938
	12 Module with Soft Close & Shield	EB-12MSCS	364 x 119 x 103 mm (Cutting Dimension : 350 X 105mm)	AT	Each	1	2076
CHARGERS							
	Wireless Charger (15V)	WLC1	Dimension : 80 x 12mm Desktop Cut-out Size: 60mm Input : 9V 2A/5V3A Output : 5V2A 10W Frequency : 100HZ-205KHZ	WH/BL	Each	1	3478
CABLE ORGANISER							
	Cable Organiser -Dia 60	CO60	Ø 60 mm	BL/WH/GR	Each	200	37
	Cable Organizer - Zinc (Ø60mm & 80mm)	CO60ZN1	Ø 60 mm	ZW	Each	20	198
		CO80ZN1	Ø 80 mm	ZW	Each	20	260
	Cable Tray	CT30	300mm	SS	Each	2	258
		CT50	500mm	SS	Each	2	414
	Cable Tray Fixed	CTF-1	384 x 148 x 86	AT/WT	Each		432

OFFICE FURNITURE FITTINGS

	ITEM	ITEM-CODE	SIZE	FINISH	PCS. / Set	SPU	MRP
	Undermount Cable Tray	UCT-551	550x89x52mm	WH	Each		660
		UCT-552	550x180x120mm	WH	Each		1068
 	Cable Organiser Ø20mm	CO20-1.5	Ø20mm	SL/BL/ WH	1.5m		262 /Pc
		CO20-10	Ø20mm	SL/BL/ WH	10m		1648 /Pc
		CO20-50	Ø20mm	SL/BL/ WH	50m		8242 /Pc
	Tool for Cable organiser	TCO2	20mm	EB	Each		44
	Cable Organiser Ø30mm	CO30-1.5	Ø30mm	SL/BL/ WH	1.5m		388 /Pc
		CO30-10	Ø30mm	SL/BL/ WH	10m		2404 /Pc
		CO30-50	Ø30mm	SL/BL/ WH	50m		11980 /Pc
Tool for Cable organiser	TCO3	30mm	EB	Each		48	
	Vertebrae (Oval)	VO2	L-780mm	WH/GR/BL	Each	20	846
	Vertebrae Rectangular	VR2	L - 790	WH/GR/BL	Each	20	514
	Vertebrae Rectangular 1300mm (Without Base Plate)	VR13		WH	Each		676 *
	Vertebrae Oval 1300mm	VO13			Each		1320 *

* New Product SPU - Standard Packing Unit
 ■ Code Change

DO'S & DON'TS

Furniture Fittings Care to last long



Install the products as per fitting instructions provided.



Ensure proper adjustments/alignments and after installation (including floor level and cabinet dimensions).



Hardware installation to be carried out only after civil & painting work is completed.



Always use a clean and dry cloth to wipe any part of the hardware. May be done twice a month.



For materials such as stainless steel etc., always use a special cleaner (if available) or clean water in a soft cloth or sponge (slightly damp, not wet) and re-wipe the area with a dry cloth once done.



If unsure about product installation, please download fitting instruction from www.ebco.in or contact our authorized distributor/dealer or company directly for assistance.



Do not use any kind of cleaning agents such as Thinner, Turpentine Oil, Colin, Detergent Solutions etc. to clean hardware components. Do not apply Paints, Polish, Varnish.



Do not abuse the product- i.e, hammering and forcefully exceeding the opening angles, forcefully pushing the channels without considering/checking for side gaps, exceeding the specified load capacity, exposing to heat or fire etc. (Do not alter or modify a product)



Do not lubricate the products without first checking the applicability of the lubricant with the company.



Do not open a product to inspect it's internal parts without consulting an authorized distributor or the company directly.



Do not let saw dust and concrete rubble/dust enter any components of the hardware.



Ebco Pole Shelving System
Versatility that looks
good on your walls.



Scan with Smartphone to
view Pole Shelving Brochure



Reach us at info@ebco.in or call +91-22-6783 7777 | Toll free 180001 201122 | Web ebco.in | shop.ebco.in

National Display Centres: Ahmedabad: 097-26880478, Bangalore: 080-25503372, Chennai: 044-24611937, Cochin: 0484-2333394, Coimbatore: 0422-2548316, Delhi: (Moti Nagar) 011-49843306, (Okhla) 011-29834285, Guwahati: 09435111409, Hyderabad: 040-23347253, Indore: 06262875491, Jaipur: 0141-2390773, Kolkata: 033-46034171/72, Lucknow: 09506464066, Mumbai: 022-67837700, Nagpur: 0712-2221637, Nashik: 8380074994, Pune: 020-26456787, Surat: 0261-2234677

City Display Centres: Bhopal: 09691171147, Ghaziabad: (Sahibabad) 09643300730/2, Madurai: 0452-4208072, Mumbai: (Malad) 09326774528, Tiruchirappalli: 09176612337, Trivandrum: 9645006995, Mysore: 9243502500/9741649062.

Available in all leading hardware stores.